

**Compliance Guide**  
**Rev.2, Edition 04/2018**

# **Lawnmowers**

## **(pedestrian controlled electric mains-powered)**

European Garden Machinery Federation  
EGMF  
Bd Reyers 80, 1030 Brussels, Belgium  
[secretariat@egmf.org](mailto:secretariat@egmf.org)  
+32 2 206 68 66

This guide is intended to help market surveillance authorities with the checking of conformity of pedestrian controlled electric mains-powered lawnmowers in the European Union. It should only be taken as suggestions or observations for consideration.

# 1. Introduction

Lawnmower in conformity with EN 60335-1:2012/A11:2014 & EN 60335-2-77:2010



## Key

- 1) Operator Presence Control
- 2) Self closing rear discharge guard
- 3) Grass catcher
- 4) Cutting means enclosure

### Note:

1. The standards indicated in this guide are the latest published versions.
2. The inspection of a product should be conducted using **ONLY** the standards as declared by the manufacturer in the D.o.C. delivered with the product.


**Rear collect pedestrian controlled electric mains-powered lawnmower**

# 1. Introduction

**Main EU technical Directives to be applied to electric mains-powered pedestrian controlled lawnmowers**

**Directive 2011/65/EU**  
**RoHS**  
**(as amended)**  
Restriction of Hazardous  
Substances

**Directive 2012/19/EU**  
**WEEE**  
Waste Electrical &  
Electronic Equipment



**Directive 2006/42/EC**  
Machinery

**Directive 2000/14/EC**  
**(as amended)**  
Outdoor Noise

**Directive 2014/30/EU**  
Electromagnetic Compatibility

# 1. Introduction

## Is this lawnmower compliant with EU Directives?

- ✓ • This guide is intended for quick evaluation of electric pedestrian controlled lawnmower marking:
  - CE marking
  - Guaranteed sound power level
  
- ✓ • And documentation:
  - EU declaration of conformity
  - Instructions
  
- ✗ • This guide is not applicable for technical evaluations
- ✗ • This guide is not applicable to combustion engine driven pedestrian controlled lawnmowers
- ✗ • This guide contains extracts of relevant regulations and does not claim completeness of contents

## 2. Machinery Identification CE Marking

### Machinery Directive 2006/42/EC

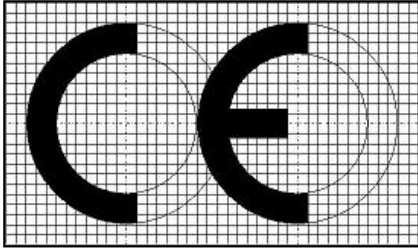


Illustration from 2006/42/EC

#### CE marking:


- The CE Conformity marking shall consist of the initials 'CE' as shown left;
- The CE marking shall be affixed to the machinery visibly, legibly and indelibly;
- The CE marking must include the minimum particulars (on the machine e.g. labelled, printed, embossed, etc.);
- The CE marking must be affixed in the immediate vicinity of the name of the manufacturer or his authorised representative, using the same technique.

#### Marking of machinery:

- Business name and address of the manufacturer or his authorised representative;
- Designation of the machinery (may be indicated by a code);
- Designation of series or type (may be indicated by a code and may be combined with the designation of the machinery);
- Serial number, if any;
- Year of construction/assembly;
- Mass of the machine, in kg.

# 3. Marking requirements

## From EN 60335-2-77:2010

- For mains powered lawnmowers:
  - Rated voltage or rated voltage range in Volts e.g. 230 V or 230-240 V
  - Nature of supply, e.g. 50 Hz or a.c. or ~
  - Symbol for class II machines 
  - Rated power input in Watts or rated current in Amperes

## From the WEEE Directive 2012/19/EU

- Waste Electrical & Electronic Equipment



## 4. Marking / Outdoor Noise Label

### Outdoor Noise Directive 2000/14/EC (as amended)

- The indication of the guaranteed sound power level must consist of:
  - the single number of the guaranteed sound power in dB
  - the sign  $L_{WA}$  and
  - a pictogram taking the following form:



Example

- Noise limits for electric pedestrian controlled lawnmowers by cutting width (L in cm):
 

$L \leq 50$	= 96 dB(A)
$50 < L \leq 70$	= 98 dB(A)
$70 < L \leq 120$	= 100 dB(A)
$L > 120$	= 105 dB(A)



# 5. Documentation / Instructions

## Machinery Directive 2006/42/EC

For clarification, consult the European Commission Guide to application of the Machinery Directive 2006/42/EC



- Machinery must be accompanied by instructions in the official Community language(s) of the Member State in which it is placed on the market
- The instructions must contain at least the following information:
  - business name and full address of the manufacturer and of his authorised representative (if the manufacturer is not located in an EU Member State);
  - descriptions and explanations necessary for safe use, adjustment and maintenance operations that should be carried out by the user, and preventive maintenance measures that should be taken;
  - a description of the intended use of the machinery (professional use and use by consumers);
  - warnings concerning ways in which the machinery must not be used that experience has shown might occur.



# 6. Documentation / EU Declaration of Conformity

## 2006/42/EC, 2000/14/EC, 2014/30/EU

For clarification, consult the European Commission Guide to application of the Machinery Directive 2006/42/EC

The EU declaration of conformity must contain at least the following particulars:



- business name and full address of the manufacturer and, where appropriate, his authorised representative;
- name and address of the person authorised to compile the technical file, who must be established in the European Union;
- description and identification of the machinery including generic denomination, function, model, type, serial number and commercial name;
- a sentence expressly declaring that the machinery fulfils all the relevant provisions of this Directive and, where appropriate, a similar sentence declaring conformity with other Directives and/or relevant provisions with which the machinery complies;
- the name and address of the notified body which carried out conformity assessment in accordance with the Outdoor Noise Directive 2000/14/EC;
- the guaranteed and measured sound power level in accordance with the Outdoor Noise Directive 2000/14/EC;
- the place and date of the declaration;
- the identity and signature of the person empowered to draw up the declaration on behalf of the manufacturer or his authorised representative.


# 7. Warning text or pictograms on the machine\*

- Read instructions



alternatives

- Keep bystanders away



- Beware of sharp blades. Blades continue to rotate after the motor is switched off. Remove plug from mains before maintenance or if cord is damaged.



- Keep the supply flexible cord away from cutting means.

\* If pictograms are used, they must be explained in the instructions

\* If text is used, it must be in the official language(s) of the country where the product is sold