

**Compliance Guide**  
**3<sup>rd</sup> edition 10/2020**

# **Garden shredders and chippers (electric mains-powered)**

European Garden Machinery Federation  
EGMF  
Bd Reyers 80, 1030 Brussels, Belgium  
[secretariat@egmf.org](mailto:secretariat@egmf.org)  
+32 2 206 68 66

This guide is intended to help market surveillance authorities with the checking of conformity of electric mains-powered garden shredders and chippers in the European Union. It should only be taken as suggestions or observations for consideration.

# 1. Introduction

Electric garden shredder/chipper in conformity with EN 60335-1:2012/A2:2019 & EN 50434:2014



## Key

1. Inlet feed
2. Prodder (optional)
3. Discharge/Collector box (optional)

### Note:

1. The standards indicated in this guide are the latest published versions.
2. The inspection of a product should be conducted using ONLY the standards as declared by the manufacturer in the D.o.C. delivered with the product.

**Electrically powered garden shredder**


# 1. Introduction

Main EU technical Directives to be applied to electric garden shredders and chippers

**Directive 2011/65/EU**  
**RoHS**  
**(as amended)**  
Restriction of Hazardous  
Substances

**Directive 2012/19/EU**  
**WEEE**  
Waste Electrical &  
Electronic Equipment

**Directive 2006/42/EC**  
Machinery



**Directive 2000/14/EC**  
**(as amended)**  
Outdoor Noise

**Directive 2014/30/EU**  
Electromagnetic Compatibility

# 1. Introduction

## Is this garden shredder/chipper compliant with EU Directives?

- ✓ • This guide is intended for quick evaluation of electric garden shredder/chipper marking:
  - CE marking
  - Guaranteed sound power level
  
- ✓ • Documentation:
  - EU declaration of conformity (D.o.C.)
  - Instructions
  
- ✗ • This guide is not applicable for technical evaluations
- ✗ • This guide is not applicable to combustion engine driven garden shredders
- ✗ • This guide contains extracts of relevant regulations and does not claim completeness of contents

# 2. Machinery Identification CE Marking

## Machinery Directive 2006/42/EC

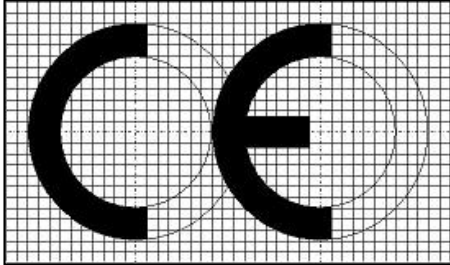


Illustration from 2006/42/EC

### CE marking:


- The CE Conformity marking shall consist of the initials 'CE' as shown left;
- The CE marking shall be affixed to the machinery visibly, legibly and indelibly;
- The CE marking must include the minimum particulars (on the machine e.g. labelled, printed, embossed, etc.);
- The CE marking must be affixed in the immediate vicinity of the name of the manufacturer or his authorised representative, using the same technique.

### Marking of machinery:

- Business name and address of the manufacturer or his authorised representative;
- Designation of the machinery (may be indicated by a code);
- Designation of series or type (may be indicated by a code and may be combined with the designation of the machinery);
- Serial number, if any;
- Year of construction/assembly.

# 3. Marking requirements

## From EN 50434:2014

- For mains operated garden shredders and chippers:
  - Rated voltage or rated voltage range in Volts e.g. 230 V or 230-240 V
  - Nature of supply, e.g. 50 Hz or a.c. or ~
  - Symbol for class II machines,  if applicable
  - Rated power input in Watts or rated current in Amperes
  - Marking for IP rating, minimum IPX4

## From WEEE Directive 2012/19/EU


- Waste Electrical & Electronic Equipment



## 4. Marking / Outdoor Noise Label

### Outdoor Noise Directive 2000/14/EC (as amended)

- The indication of the guaranteed sound power level must consist of
  - the single number of the guaranteed sound power in dB
  - the sign  $L_{WA}$  and
  - a pictogram taking the following form:



Example

- There are no noise limits for electric garden shredders and chippers but the noise marking and the declaration of the values in the instructions are required.

# 5. Documentation / Instructions

## Machinery Directive 2006/42/EC

For clarification, consult the European Commission Guide to application of the Machinery Directive 2006/42/EC



- Machinery must be accompanied by instructions in the official Community language(s) of the Member State in which it is made available
- The instructions must contain at least the following information:
  - business name and full address of the manufacturer and of his authorised representative (if the manufacturer is not located in an EU Member State);
  - descriptions and explanations necessary for safe use, adjustment and maintenance operations that should be carried out by the user, and preventive maintenance measures that should be taken;
  - a description of the intended use of the machinery (professional use and use by consumers);
  - warnings concerning ways in which the machinery must not be used that experience has shown might occur;
  - Noise emissions and hand-arm vibrations.



# 6. Documentation / EU Declaration of Conformity

**2006/42/EC, 2000/14/EC, 2014/30/EU, 2011/65/EU**

For clarification, consult the European Commission Guide to application of the Machinery Directive 2006/42/EC



The EU declaration of conformity (D.o.C.) must contain at least the following particulars:

- business name and full address of the manufacturer and, where appropriate, his authorised representative;
- name and address of the person authorised to compile the technical file, who must be established in the European Union;
- description and identification of the machinery including generic denomination, function, model, type, serial number and commercial name;
- a sentence expressly declaring that the machinery fulfils all the relevant provisions of this Directive and, where appropriate, a similar sentence declaring conformity with other Directives and/or relevant provisions with which the machinery complies;
- the guaranteed and measured sound power level in accordance with the Outdoor Noise Directive 2000/14/EC;
- the place and date of the declaration of conformity;
- the identity and signature of the person empowered to draw up the declaration on behalf of the manufacturer or his authorised representative.

# 7. Warning text or pictograms on the machine\*

- Read the user instructions, or



- DANGER – Rotating blades. Keep hands and feet out of openings while the machine is running, or



- Keep bystanders away, or



- WARNING Switch off and remove plug from the mains before adjusting, cleaning or if the cord is entangled or damaged, or



\* If pictograms are used, they must be explained in the instructions

\* If text is used, it must be in the official language(s) of the country where the product is sold